

# Slot Cars **BRM**

## GROUP 2 SPARE PARTS



**NSU TT**



**RENAULT R8 GORDINI**



**ABARTH 1000TCR**



**MINI COOPER**




**SIMCA 1000**



**OPEL KADETT GTE**


## Models features / Caratteristiche dei modelli



**Front:**  
Independent  
steel axle

**Rear:**  
"CAMBER"


MINI COOPER



**Front:**  
Single steel  
axle

**Rear:**  
"CAMBER"

NSU TT  
SIMCA 1000  
RENAULT R8 GORDINI  
ABARTH 1000TCR



**Front:**  
Independent  
steel axle  
"CAMBER"

**Rear:**  
Single steel  
axle

OPEL KADETT GTE

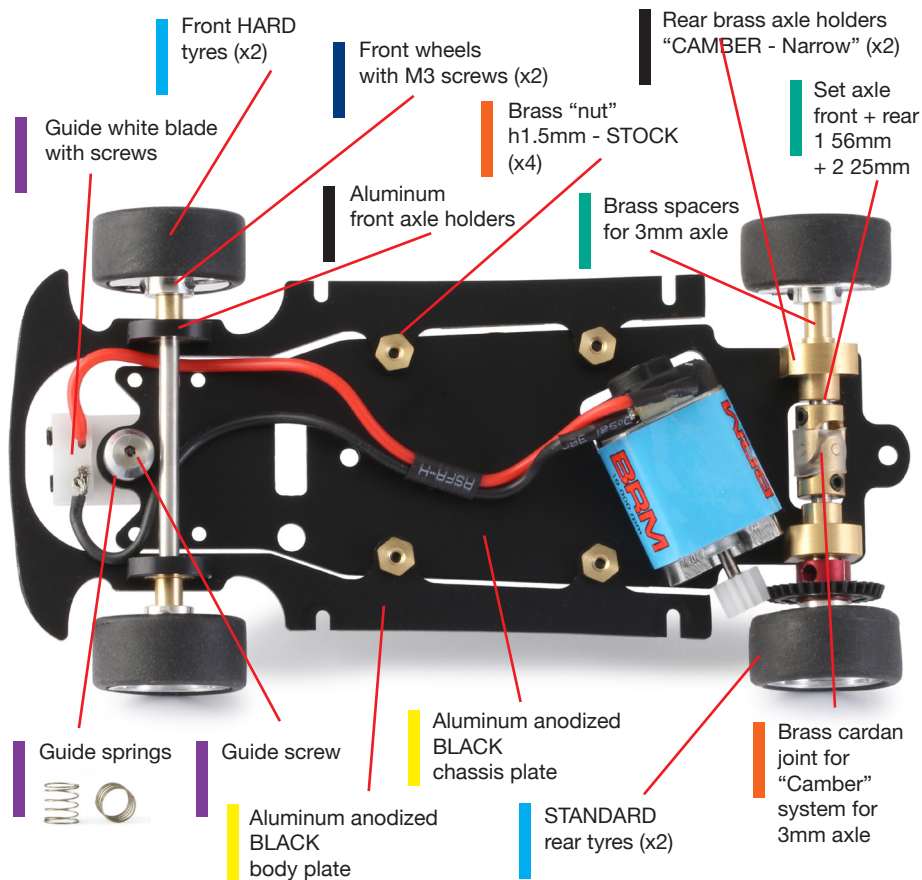
COD.		SPARE PARTS		NSU TT	RENAULT R8 GORDINI	ABARTH 1000 TCR	MINI COOPER	SIMCA 1000	OPEL KADETT GTE
<b>WHEELS - CERCHIONI</b>									
S-402	Front/rear wheels with M3 screws (x2)	●	●					●	
S-402M	Front/Rear wheels 13" with M3 screws (x2)						●		
S-402MC	Front/Rear wheels 10" with M3 screws (x2)						●		
S-402F	Front wheels with M3 screws (x2)					●			
S-402FR	Rear wheels with M3 screws (x2)					●			
S-402KF	Front wheels with M3 screws (x2)								●
S-402KR	Rear wheels with M3 screws (x2)								●
<b>WHEEL INSERTS - COPRICERCHIONI</b>									
S-406B	NSU TT painted wheel inserts - BLACK (x4)	●	○					○	
S-406R	NSU TT painted wheel inserts - RED (x4)	●	○					○	
S-406W	NSU TT painted wheel inserts - WHITE (x4)	●	○					○	
S-406G	NSU TT painted wheel inserts - GULF (x4)	●	○					○	
S-406R8	Renault R8 Gordini - unpainted wheel inserts (x4)	○	●					○	
S-406S	Simca 1000 - unpainted wheel inserts (x4)	○	○					●	
S-406FS	Abarth 1000 TCR – painted wheel inserts – SILVER (x4)					●			
S-406M	Mini Cooper - unpainted wheel inserts (x4)						●		
S-406MC	Mini Classic - unpainted wheel inserts (x4)						●		
S-406K	Kadett GT/E – painted wheel inserts – GOLD (x4)								●
<b>ALUMINUM CHASSIS - TELAI ALLUMINIO</b>									
S-407	NSU TT - aluminum anodized BLACK body plate								
S-407S	Simca 1000 - aluminum anodized BLACK body plate								
S-407R	Renault R8 Gordini - aluminum anodized BLACK body plate								
S-407M	Mini Cooper - aluminum anodized BLACK body plate								
S-407F	Abarth 1000 TCR - aluminum anodized BLACK body plate								
S-407KA	Kadett GT/E - alum. anodized BLACK body plate - for type A body								
S-407KB	Kadett GT/E - alum. anodized BLACK body plate - for type B body								
S-408	NSU TT - aluminum anodized BLACK chassis plate								
S-408R	Renault R8 Gordini - aluminum anodized BLACK chassis plate								
S-408S	Simca 1000 - aluminum anodized BLACK chassis plate								
S-408M	Mini Cooper - aluminum anodized BLACK chassis plate								
S-408F	Abarth 1000 TCR - aluminum anodized BLACK chassis plate								
S-408K	Kadett GT/E - aluminum anodized BLACK chassis plate								
<b>MOTORS / SPUR GEARS / PINIONS - MOTORI / CORONE / PIGNONI</b>									
S-417	Electric short-can "BRM BLUE" motor 19.000 rpm	●	●	●	●	●	●	●	●
S-418	Electric short-can "BRM POWER" motor 23.000 rpm	○	○	○	○	○	○	○	○
S-419	Nylon AW spur gear 33 T Ø 12.4 + M3 screw (x1)	●	●	●	●	●	●	●	●
S-419A	Ergal AW spur gear 33 T Ø 12.4 + M3 screw (x1)	○	○	○	○	○	○	○	○
S-420	AW Nylon pinion 12 T Ø 6.8 (2x)	●	●	●	●	●	●	●	●
S-420S	AW Nylon pinion 11 T Ø 6.5 (2x)	○	○	○	○	○	○	○	○

● = di serie

○ = optional

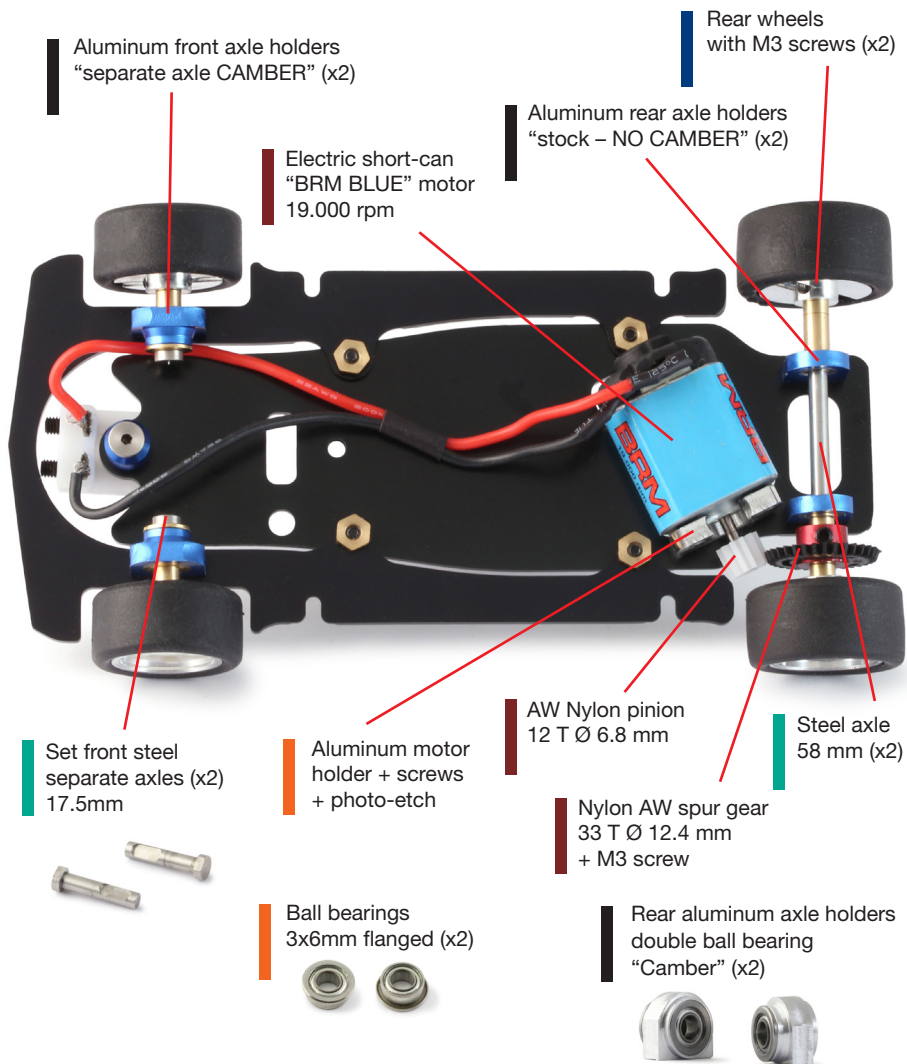
## FULL WHITE KITS - KIT BIANCHI COMPLETI

BRM058	NSU TT full white kit - preassembled aluminum chassis
BRM083	Renault R8 Gordini full white kit - preassembled aluminum chassis
BRM088	Abarth 1000 TCR full white kit - preassembled aluminum chassis
BRM091	Mini Cooper full white kit - preassembled aluminum chassis (13" wheels)
BRM091-C	Mini Cooper Classic full white kit - preassembled aluminum chassis (10" wheels)
BRM104A	Simca 1000 full white kit - preassembled aluminum chassis - round lights
BRM104B	Simca 1000 full white kit - preassembled aluminum chassis - squared lights
BRM101A	Kadett GT/E full white kit - preassembled aluminum chassis - Type A body
BRM101B	Kadett GT/E full white kit - preassembled aluminum chassis - Type B body



## WHITE BODY KITS - KIT CARROZZERIA BIANCO

S-401	NSU TT full white body kit
S-401R	Renault R8 Gordini full white body kit
S-401F	Abarth 1000 TCR full white body kit
S-401M	Mini Cooper full white body kit
S-401SA	Simca 1000 - Full white body kit - TYPE A ROUND LIGHTS
S-401SB	Simca 1000 - Full white body kit - TYPE B SQUARED LIGHTS
S-401KA	Kadett GT/E - Full white body kit - TYPE A
S-401KB	Kadett GT/E - Full white body kit - TYPE B



COD.		SPARE PARTS		NSU TT	RENAULT RB GORDINI	ABARTH 1000 TCR	MINI COOPER	SIMCA 1000	OPEL KADETT GTE
<b>RUBBER TIRES - GOMME</b>									
S-403	HARD Front tyres (x2)	●	●				●	●	●
S-403S	HARD Front LOWERED tyres (x2)	○	○				○	○	○
S-403F	HARD Front tyres (x2)					●			
S-403FL	HARD Front LOWERED tyres (x2)					○			
S-403M	HARD Front tyres (x2) - for 10" wheels						●		
S-403K	HARD Front tyres (x2)								
S-404	Rear tyres "STANDARD" 30 shore (x2)	●	○				●	●	
S-404B	Rear tyres "STANDARD" 30 shore (x50) - BULK PACK	●	○				●	●	
S-404R8	Stock STANDARD rear tyres (x2)		●						
S-404F	Stock STANDARD rear tyres (x2)					●			
S-404FL	Lowered STANDARD rear tyres (x2)					○			
S-404S	Rear tyres "SOFT" 22 shore (x2)	○	○				○	○	
S-404G	Rear tyres NEW G25 RACING compound (x2)	○	○				○	○	
S-404SG	Rear tyres "SUPERSOFT" 15 shore (x2)	○	○				○	○	
S-404M	Stock STANDARD rear tyres (x2) - for 10" wheels						●		
S-404MS	SOFT rear tyres (x2) - for 10" wheels						○		
S-404K	Rear tyres "STANDARD" 30 shore (x2)								●
S-404KS	Rear tyres "SOFT" 22 shore (x2)								○
S-404KG	Rear tyres NEW G25 RACING compound (x2)								○
S-404KSG	Rear tyres "SUPERSOFT" 15 shore (x2)								○
<b>SPONGE TIRES - GOMME IN SPUGNA</b>									
S-402SS	Rear wheels + sponge tyres glued (x2)	○	○					○	
S-402FS	Rear wheels + sponge tyres glued (x2)					○			
S-402MS	Rear wheels 13" + sponge tyres glued (x2)						○		
S-402MCS	Rear wheels 10" + sponge tyres glued (x2)						○		
S-402KS	Rear wheels + sponge tyres glued (x2)								
S-405	Rear SPONGE tyres (x2)	○	○				○	○	
S-405F	Rear SPONGE tyres (x2)					○			
<b>AXLE HOLDERS - SUPPORTI ASSALI</b>									
S-411	Front aluminum axle holders ("straight") (x2)	●	●	●				●	
S-411M	Front axle holders - "separate axle"	○	○	○			●	○	
S-411K	Front aluminum axle holders - "separate axle - CAMBER" (x2)								●
S-411KS	Front aluminum axle holders ("straight") (x2)								○
S-412	Rear brass axle holders ("Camber") (x2)	●	●	○			●	●	
S-412F	Rear brass axle holders ("Camber - Narrow") (x2)	○	○	●			○	○	
S-412S	Rear aluminum axle holders - double ball bearing - ("Camber") (x2)	○	○	○			○	○	
S-412K	Aluminum rear axle holders - "STRAIGHT" (x2)								●
S-412KC	Aluminum rear axle holders - "CAMBER" (x2)								○

● = di serie


○ = optional

COD.		SPARE PARTS						NSU TT	RENAULT R8 GORDINI	ABARTH 1000 TCR	MINI COOPER	SIMCA 1000	OPEL KADETT GTE
<b>AXLES / SPACERS - ASSALI / DISTANZIALI</b>													
S-416	Set front axle 56mm + 2 rear axles 25mm	●	●	●		●							
S-416M	Set front steel separate axles (x2) - 15.5mm	○	○	○	●	○							
S-416K	Set front steel separate axles (x2) - 17.5mm											●	
S-416KR	Steel axle 58mm (x2)											●	
S-416J	Set new rear axles for brass joint (x2)	○	○	○		○							
S-011	Full set of spacers for 3mm axle 0.1 - 0.25 - 0.5 - 1 - 2 - 3 (x12)												
S-011-A	Steel spacers for 3mm axle 0.1 mm (x10)												
S-011-B	Steel spacers for 3mm axle 0.25mm (x10)												
S-011-C	Brass spacers for 3mm axle 0.5mm (x10)												
S-011-D	Brass spacers for 3mm axle 1.0mm (x10)												
S-011-E	Brass spacers for 3mm axle 2.0mm (x10)												
S-011-F	Brass spacers for 3mm axle 3.0mm (x10)												
<b>GUIDES / BRAIDS - PICK-UP / SPAZZOLE</b>													
S-026SS	Guide white blade with screws (1 SET with screws)	●	●	●	●	●	●	●	●	●	●	●	
RS210	Guide 7mm depth (x2)	○	○	○	○	○	○	○	○	○	○	○	
RS210W	Guide 9mm depth - wooden tracks (x2)	○	○	○	○	○	○	○	○	○	○	○	
RS210S	Guide brass screws (x2)	●	●	●	●	●	●	●	●	●	●	●	
RS210SP	Guide springs (x2)	●	●	●	●	●	●	●	●	●	●	●	
S-024S	Contact braids 0.65mm thickness												
S-024SM	Contact braids 0.65mm thickness - 1MT												
<b>COMPONENTS - COMPONENTI</b>													
S-409	Brass bearings for axle holders for 3mm axle (x2)												
S-409S	Brass bearings for axle holders for 3/32" axle (x2)												
S-410	Ball bearings 6 x 3mm flanged for axle holders (x2)												
S-413	Aluminum motor holder + screws + photo-etch (x1)	○	○	○	○	○	○	○	○	○	○	○	
S-414	Brass cardan joint for "Camber" system for 3mm axle	○	○	○	○	○	○	○	○	○	○	○	
S-414G	M2.5 x 2.5 grub screws for cardan joint (x8)												
S-415	Brass "nut" H1.5mm - STOCK (x4)	●	●	●	●	●	●	●	●	●	●	●	
S-415A	Brass "nut" H1.0mm - ZERO FLOATING (x4)	○	○	○	○	○	○	○	○	○	○	○	
S-415B	Brass "nut" H2.0mm - (x4)	○	○	○	○	○	○	○	○	○	○	○	
S-415C	Brass "nut" H2.5mm - (x4)	○	○	○	○	○	○	○	○	○	○	○	
S-415D	Brass "nut" H3.0mm - (x4)	○	○	○	○	○	○	○	○	○	○	○	
S-421	Full set of chassis screws												
S-421B	Body screws M2x8 (x8)												
S-013G	M3x3 grab screws - for Allen key mm.1,5 (10x)												
S-013GA	M3x5 grab screws - for Allen key mm.1,5 (10x)												
S-013R	Rubber covers for body posts (x4)												


● = di serie

○ = optional





Rear: "CAMBER"



Front: Independent steel axle "CAMBER"



Via Bovasostegno, 73 - 45021 Badia Polesine (RO) - Italy  
info@brmmodelcars.com  
www.brmmodelcars.com